

Curriculum topics:

- Counting
- Adding
- One-to-one Correspondence
- Problem Solving

Subject:
Mathematics

Grade range:
Pre-K – 2

Who we are:

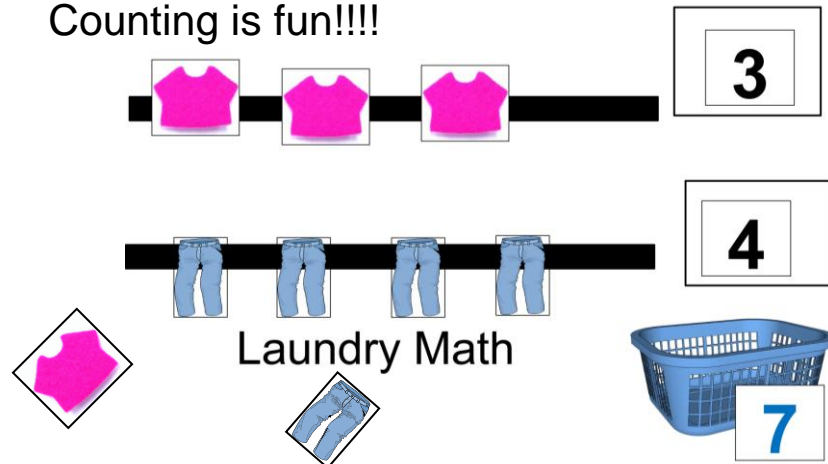
Resource Area for Teaching (RAFT) helps educators transform the learning experience through affordable “hands-on” activities that engage students and inspire the joy and discovery of learning.

For more ideas and to see RAFT Locations

www.raft.net/visit-raft-locations

LAUNDRY MATH

Counting is fun!!!!



This activity is a creative way to introduce and enhance one-to-one correspondence leaving room for the teacher to build on future mathematics concepts.

Materials required

For each activity station (for 1 student):

- Clear plastic envelope, large enough to hold unfolded letter paper, or binder cover with plastic sleeve
- Laundry Math template, copied onto cardstock (preferred) or paper
- Velcro, adhesive, hooks, 18 cm (7”) strips, 2 and 2.5 cm (½”) strips, 3
- Velcro, adhesive, loops, small pieces, 30
- Clothing cards or small clothing pieces cut out of card stock or felt, 10 total (recommend 5 each of 2 types)
- Number cards, 2 sets of cards numbered 1 to 5; 1 set of cards numbered 1 to 10. Copy patterns (see below) on a different color paper for each type. Alternatively write numbers on blank cards with different colored pens.

 **WARNING:**
CHOKING HAZARD—Small parts
Not for children under 3 yrs.

[Patterns for the Laundry Math template, clothing cards, and number cards can be downloaded at <http://www.raft.net/raft-idea?isid=728>.]

Preparation before the activity

- 1 Build the board:** Put the Laundry Math template in the plastic envelope with the printed size facing outward. Put the Velcro strips on the outside of the envelope aligned with the template.
- 2 Prepare number cards and clothing cards / pieces:** Put a Velcro piece on the back of each card, and clothing piece.

Curriculum Standards:



Gross Motor & Fine Motor Skills
(Early Education: Desired Results Dev. Profile (DRDP-R), Physical Development, 38 & 40)

Number sense of quantity & counting and mathematical operations
(Early Education: Desired Results Dev. Profile (DRDP-R), Mathematical Development, 32 & 33)

Counting
(Common Core Math Standards: Grade K, Counting & Cardinality, 5)

Addition
(Common Core Math Standards: Operations and Algebraic Thinking, Grade 1, 1; Grade 2, 1)

To do and notice

- 1 Examine the **Laundry Math** board, cards, and clothing.
- 2 Place the 2 sets of 1-5 numbers face down, mix, and draw a card.
- 3 Select clothing pieces equal to the number on the card. Place those pieces of clothing on the upper “laundry line”. Attach the card to the Velcro on box next to the upper laundry line. 
- 4 Draw another card, select that number of pieces of clothing, and place that number of pieces on the lower “laundry line”. Attach the card to the Velcro on box next to the lower laundry line..
- 5 Count the total number of pieces on both lines. Find that number in the “answer pile” (1 to 10) cards. Place the card on the Velcro on the basket. 
- 6 Repeat as desired.

The math behind the activity

Counting is a fundamental skill in student’s early understanding of numbers and quantities. It provides the basis for the development of number and arithmetic concepts and skills.

Laundry Math gives students practice counting and connects counting with early addition in a creative way that engages students. When observing this activity the teacher can assess the student’s level of knowledge.

Learn more

- Have students explain the process that they used.
- Use additional types of clothing.
- Use socks, which usually come in pairs, to explore even & odd numbers.
- Draw or cut out pictures of clothing to use as clothing pieces.
- Explore subtraction – use the set of 1 to 10 cards next to the upper laundry line. Make sure the upper line number is larger than the number on the lower line.

Related activities: See RAFT Idea Sheets:

Add It Up –

[http://www.raft.net/ideas/Add It Up.pdf](http://www.raft.net/ideas/Add%20It%20Up.pdf)

Window Shopping –

[http://www.raft.net/ideas/Window Shopping.pdf](http://www.raft.net/ideas/Window%20Shopping.pdf)

Resources

Visit www.raft.net/raft-idea?isid=728 for “how-to” video demos & more ideas! See these websites for more information on the following topics:

- **California Preschool Learning Foundations** - <http://www.cde.ca.gov/sp/cd/re/psfoundations.asp>
- **Math related teacher resources** - <http://www.nctm.org/>