

Roller Coaster Math

Name: _____

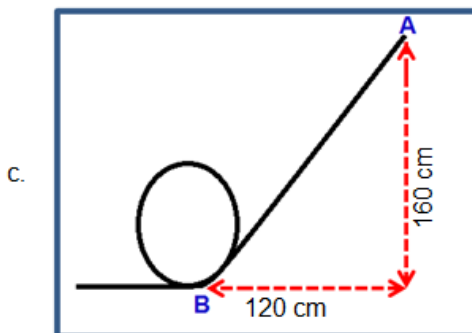
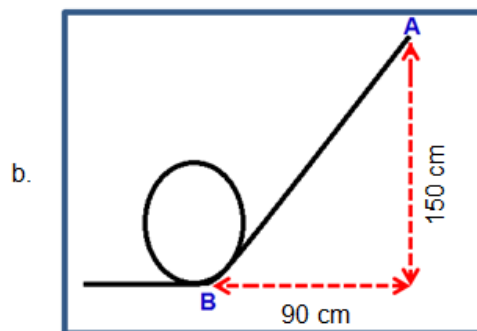
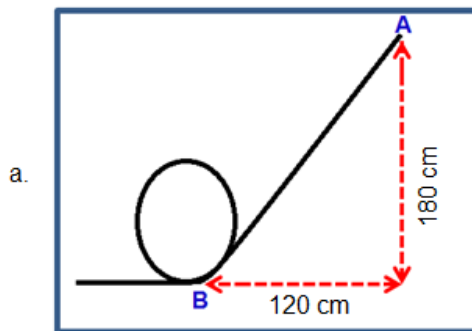
Teacher: _____

Date: _____

Please circle ALL THE WORDS that describe the activity you just did:

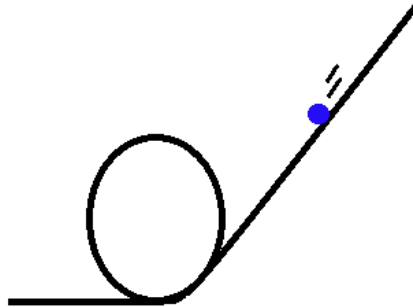
Fun	Asking Questions	Boring
Creative	Like	Solving Problems
Dislike	Hard	I'm good at it
Easy	Thinking	Learning

1) Which track configuration from point A to point B has a slope of $1 \frac{2}{3}$?



- 2) The entire length of a roller coaster track from the start, through one loop, and to the end of the track is 30 cm. A roller coaster takes 6 seconds to travel from the beginning to the end of the track. What is the average speed of the coaster?

- a) 18 cm/sec
- b) 3 cm/sec
- c) 5 cm/sec
- d) 2 cm/sec



- 3) A test is made to find the average speed for three trials of a roller coaster down the same track. Each trial results in the following speeds:

Trial number	Speed of the coaster
1	14.5cm/sec
2	12.8 cm/sec
3	13.5 cm/sec

Which answer below shows the average speed based on this data?

- a) 13.6 cm/sec
- b) 40.8 cm/sec
- c) 14 cm/sec
- d) 13.2 cm/sec